




























ʔay:a:k^he čahnu

OUR LANGUAGE

ʔ  ʔahča house	a  ʔahša fish	b  biʔdu acorn	c  col:o:pa headband	č  čap ^h :a acorn of valley oak
č  čahti bed	č̣  čo:ti gopher snake	čh  čheʔ:ełmay basket	d  do:no mountain	e  ʔe:me:la flea
h  hay:u dog	i  ʔihsun condor	k  kas:in redwood tree	k'  ka:yan duck	kh  k ^h aʔdus raccoon
l  lip ^h :u leg	m  miʔdiš nut	n  no:mi rabbit	o  ʔoh:o fire	p  pol:o:ša oak ball
p̣  pa:la slug	ph  p ^h ihšin octopus	s  sa:wa:la Stellar's jay	š  ši:ma leaf	ʔ  ʔaʔkohay kelp
ʔ̣  ʔ̣ala tick	ʔh  ʔ ^h o:yo Sacramento sucker	ṭ  ʔ̣ule hummingbird	ʔ̣̣  ʔ̣̣ek:e beaver	ʔḥ  ʔ ^h a:na hand
u  ʔuylos western skink	w  wi:yi Oregon oak	y  yoʔci live oak acorn	:	the doubling sign

1

2

3

4

5

č̣a:ʔa

ʔak^h:o

mis:ibo

mihča

ʔu:šo

SOUTHERN POMO GREETINGS

ceṭ kaʔma

‘How are you?’



koʔdiʔwaʔa

‘I am well’

ceṭ kaʔmaya

‘How are all of you?’



koʔdiʔwaʔya

‘We are well.’


ši:ba:ṭaw ʔalhokč̣i:naʔya

‘We speak humbly.’



ʔalhokomhuk^h:eʔwaʔya

‘We will speak with each other.’



Configuring Scanalyzer Pro to Automatically Follow Web Links

First Time Setup

1. Download Scanalyzer Pro from the iTunes App Store. (Currently \$2.99)
2. Click on the Scanalyzer Pro icon on the iPhone home screen.
3. Acknowledge the introduction message.
4. Click the blue glowing circle at the lower right of the screen.
5. Click the blue glowing circle to the right of Automation.
6. Ensure that the Auto Follow Links feature is turned on.
7. Ensure that the Automatic Delimiter feature is turned off.
8. Click Done at the upper left of the screen (twice) to return to the home screen.

Regular Operation

1. Click the barcode symbol button on the bottom of the screen.
2. Point the camera at the barcode you wish to read.
 - o The web page will be displayed and can be refreshed to repeat audio content.
3. To return to Scanalyzer Pro, press the home button twice and click the Scanalyzer Pro icon.

The web page will be displayed and can be refreshed to repeat audio content.